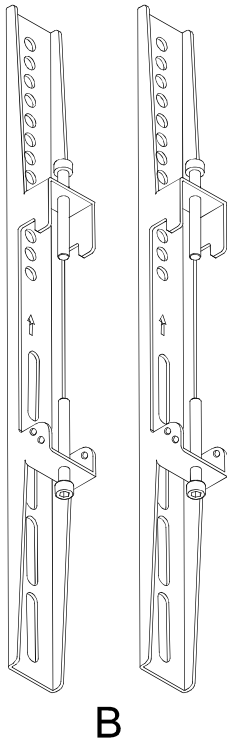
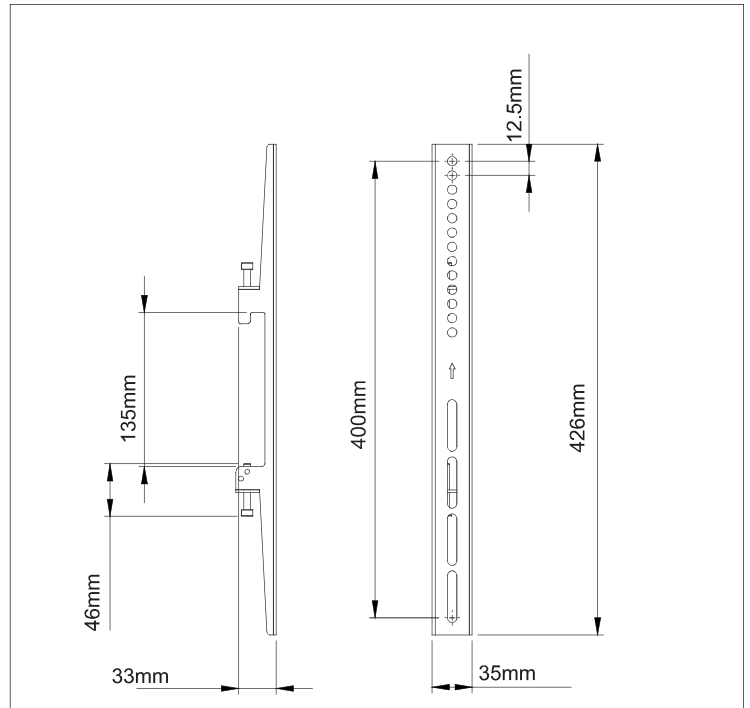


Technical Summary

SARFIX400-Fixed arms(40cm)

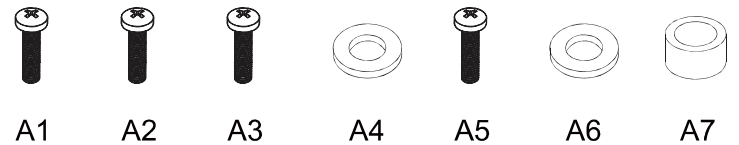


DIMENSIONS



COMPONENT CHECKLIST

| Item | Name | QTY |
|------|----------------------|-----|
| B | Fixed Bracket | 2 |
| A1 | M5X15 Screw | 4 |
| A2 | M6X15 Screw | 4 |
| A3 | M8X25 Screw | 4 |
| A4 | Ø16x Ø6.2x1.5 Washer | 4 |
| A5 | M8X45 Screw | 4 |
| A6 | Ø16x Ø8.2x1.5 Washer | 4 |
| A7 | Ø13x Ø8.2x13 Washer | 4 |



INSTALLATION INSTRUCTION

